

Precision 3-Stub Tuner

GERLING

Model GA1001
Model GA1002
Model GA1003

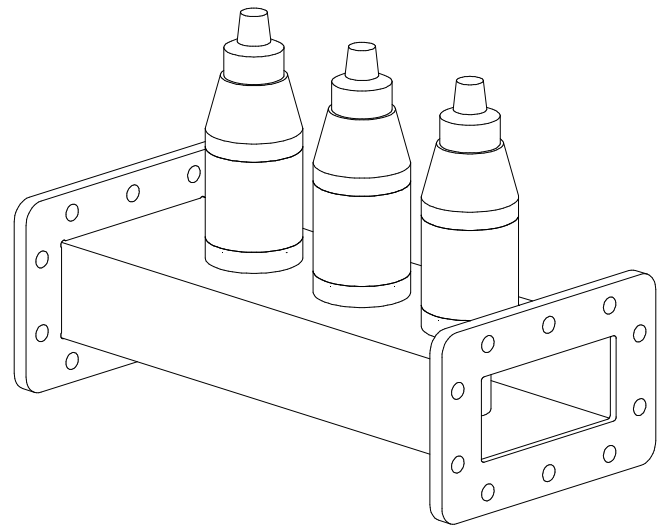
GAE's family of Precision 3-Stub Tuners are designed for load impedance matching in high power microwave heating systems. Their simple yet rugged design makes these tuners ideal for a variety of laboratory, production and OEM applications.

The stubs are spaced at 1/4 guide wavelength intervals and offset 1/16 guide wavelength from center. This configuration is capable of tuning a broader range of impedances than standard tuners having no offset.

A precision drive mechanism and locking multi-turn dial are provided on each tuning stub enabling highly accurate and repeatable tuning. The stub housings are designed with 1/4-wave reactive chokes allowing use in high "Q" applications.

General Specifications:

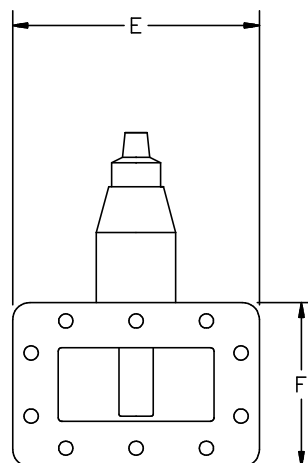
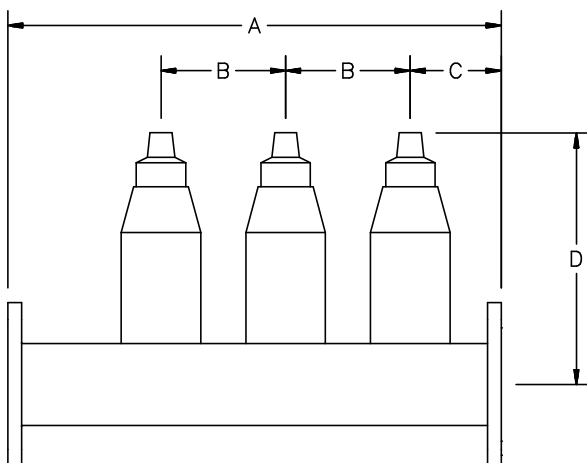
Waveguide	WR284 (GA1001) WR340 (GA1002) WR430 (GA1003)
Flange	UG1725/U (GA1001) UG554/U (GA1002) UG437B/U (GA1003)
Frequency	2450 MHz +/- 50 MHz
Power (continuous)	3 kW (GA1001) 6 kW (GA1002) 10 kW (GA1003)
Impedance Matching	3 stubs with 1/4-wave chokes on 1/4 guide wavelength spacing
Construction	Aluminum waveguide and stubs
Finish	Chemical conversion coating; textured black paint



Model GA1001

Options:

- ◆ Heli-Coils or studs on flanges (any combination)
- ◆ Round flanges with taper for quick-disconnect clamp (GA1001 or GA1002 waveguide only)
- ◆ Flange interlock switches
- ◆ Water cooling



DIM	GA1001	GA1002	GA1003
A	9.00 [228,6]	9.00 [228,6]	9.00 [228,6]
B	2.27 [57,7]	1.71 [43,4]	1.45 [36,8]
C	1.66 [42,2]	2.37 [60,2]	2.68 [68,1]
D	4.60 [116,8]	5.14 [130,6]	5.82 [147,8]
E	4.50 [114,3]	5.44 [138,1]	6.34 [161,0]
F	3.00 [76,2]	3.75 [95,3]	4.19 [106,4]



**GERLING APPLIED
ENGINEERING, INC.**

© 2005-2007 Gerling Applied Engineering, Inc.
 PO Box 580816 ▪ Modesto, CA 95358 ▪ USA
 Phone: +1-209-527-8960 ▪ Fax: +1-209-527-5385
 E-mail: sales@2450MHz.com ▪ Web: www.2450MHz.com

All dimensions are in inches [millimeters].

Updated 09AUG07