

High Power Dummy Load, 5.8 GHz, CPR159

GERLING

Model GA1221
Model GA1222

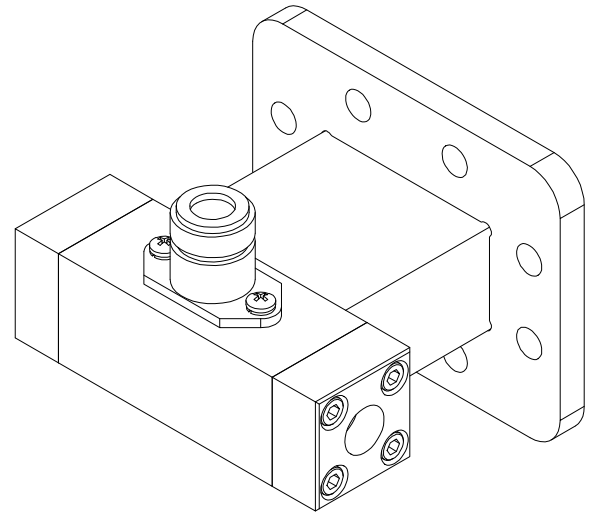
GAE's popular line of high power and compact dummy loads have the highest ratio of power capacity to size of any commercially available waveguide load. These loads are most often used with circulators in an isolator configuration, but they are also useful as phantom loads for testing and calibration as well as traveling wave and variable Q applicators.

As with all GAE dummy loads, models GA1221 and GA1222 use ordinary water as the absorptive medium. With quartz tubing for water conveyance, the internal geometry was computer-optimized to maximize return loss over a broad range of operating temperatures. Stainless steel water connections minimize corrosion from harsh water supplies to further enhance reliability and life.

Model GA1222 features a coupling port used to measure incident power. The coupling factor may be specified by the customer

General Specifications:

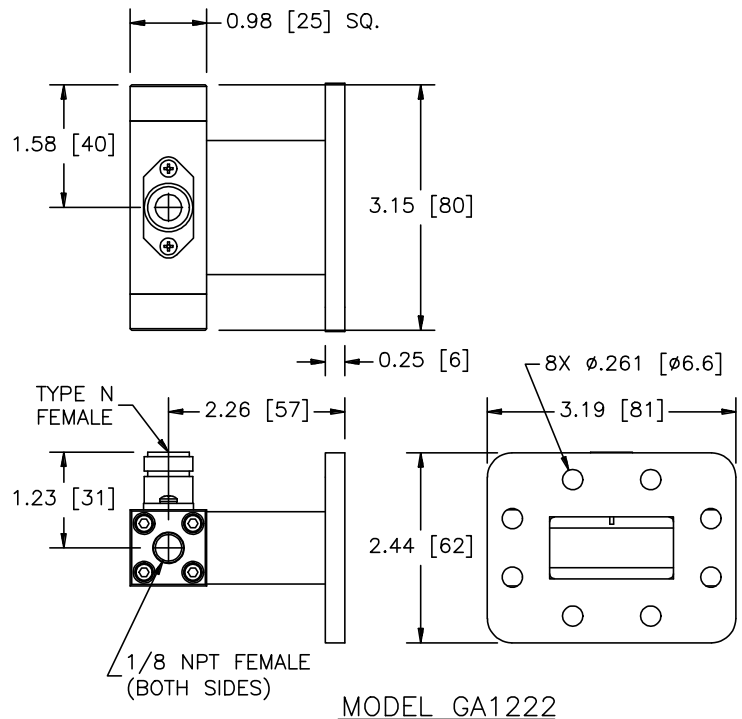
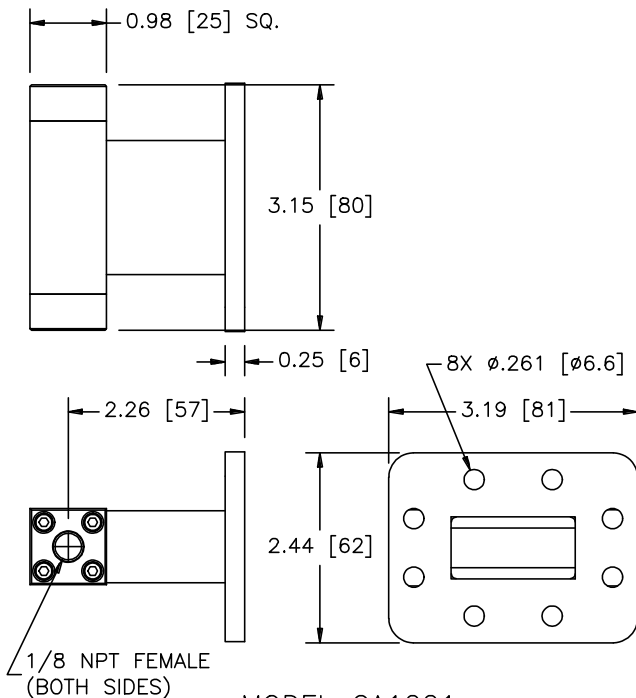
Frequency	5.8 GHz +/- 75 MHz
Input Power	3 kW continuous max.
Waveguide	WR159 (RG344/U)
Input Flange	CPR159F (UG1731/U)
Return Loss	20 dB min. (inlet/outlet water temp within 20-50°C)
Coupling Factor	60 dB +/- 0.2 dB (GA1222 only)
Water Connections	1/8 NPT Female
Water Pressure	70 psig max. inlet
Construction	Aluminum waveguide, stainless steel water connections
Finish	Chemical conversion coating; textured black paint



Model GA1222

Options:

- ◆ Threaded inserts or studs on flange
- ◆ Alternate flange styles
- ◆ Flange interlock switch
- ◆ Water connection fittings (various types available)
- ◆ Alternate coupling factor (model GA1222)



GERLING APPLIED
ENGINEERING, INC.

© 2003 Gerling Applied Engineering, Inc.
PO Box 580816 • Modesto, CA 95358 • USA
Phone: +1-209-527-8960 • Fax: +1-209-527-5385
E-mail: sales@5800MHz.com • Web: www.5800MHz.com